



User Guide | INTERNAL  
2021-02-01

# SAP - Registrazione Dati da File di Attestazione CU (CUA)

# Content

- 1      SAP - Registrazione Dati da File di Attestazione CU (CUA) . . . . . 3**
- 1.1    Introduction. . . . . 3
- 1.2    Registrazione Dati da File di Attestazione CU Report. . . . . 3
- 1.3    Attestazione File. . . . . 5
- 1.4    Registrazione Dati da File di Attestazione CU. . . . . 6
- 1.5    Selection Process. . . . . 7
- 1.6    Section R. . . . . 8
- 1.7    General Workflow. . . . . 10
- 1.8    File Modello CUR Report. . . . . 12
- 1.9    Tool di Gestione dei Modelli CU Report. . . . . 12

# 1 SAP - Registrazione Dati da File di Attestazione CU (CUA)

## 1.1 Introduction

This guide describes the Registrazione dati da file di attestazione CU (CUA) reporting functionalities. The CUA report imports the Receipt file (Attestazione File), sent by Agenzia delle Entrate (AdE) after the CUR process, into the CU cluster in order to use this information in future sending to AdE.

This report completes the data generated by Certificazione Unica with the information regarding the dispatching of the CUR file.

## 1.2 Registrazione Dati da File di Attestazione CU Report

The Registrazione dati da file di attestazione CU (CUA) report is RPC\_PAYIT\_CUA and the transaction code is PC00\_M15\_CUA.

Report's selection screen:

**Registrazione dati da file di attestazione CU**

Altre selezioni Help di ricerca Classificazione

**Selezione**

C.I.D.		
Stato Occupazione		
Società		
Area del Personale		
Sottoarea Personale		
Area calc. retr.		
AreaPers/SottoAreaPers/CdC.		
Status/tipo dipendente		

**Descrizione del file di attestazione CU**

Anno del modello CU	2018
Anno di elaborazione	2017
Società	<input checked="" type="checkbox"/>
<input checked="" type="checkbox"/> Esecuz. Test	

Attestazione file

This report is run for an entire company code (BUKRS) or a group of employees.

The mandatory parameters are:

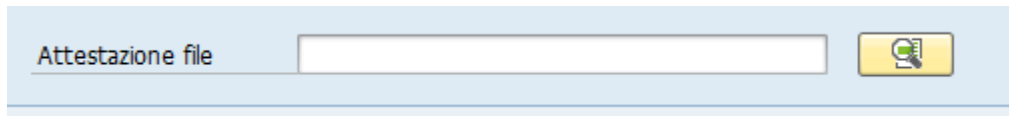
- *Anno del modello CU*: is the model year, which the CUR was initially generated.
- *Anno di elaborazione*: In case you ran the CU 2021 and then the CUR report for modello 2021, this field is filled with 2020. The *Anno di elaborazione* parameter is the income year, which means, it is the year that the amounts of CU are referred to.

## Example

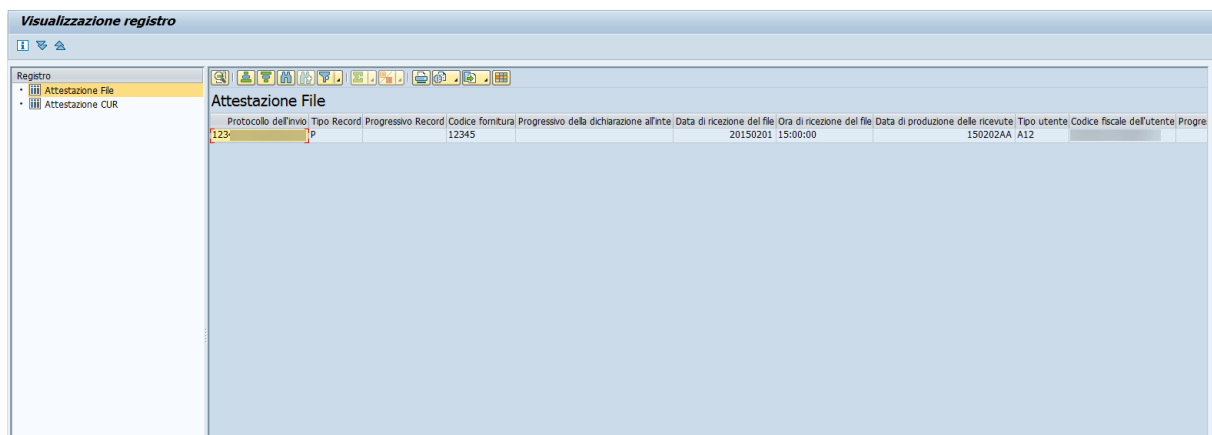
If you want to import a receipt file generated after sending a declaration for fiscal year 2019, this field is filled with 2019. It is possible also to run this report in test mode, it is just necessary to select the *Esecuz. Test* parameter.

## 1.3 Attestazione File

At the selection screen, the *Attestazione file* field is responsible to receive the file's path inside the user's PC.



After selecting the file to be uploaded, it is also possible to display the entire file in an ALV. Just click in the magnifying glass button and the following screen will be displayed:



Protocollo dell'invio	Tipo Record	Progressivo Record	Codice fornitura	Progressivo della dichiarazione all'inte	Data di ricezione del file	Ora di ricezione del file	Data di produzione delle ricevute	Tipo utente	Codice fiscale dell'utente	Progre
123	P	12345			20150201	15:00:00		150202AA	A12	

There are two tabs:

- The *Attestazione File*: shows data from the file's header (called as Attestazione File in technical specification).
- The *Attestazione CUR*: shows the receipt for each declaration included in the file (called as Attestazione CUR in technical specification).

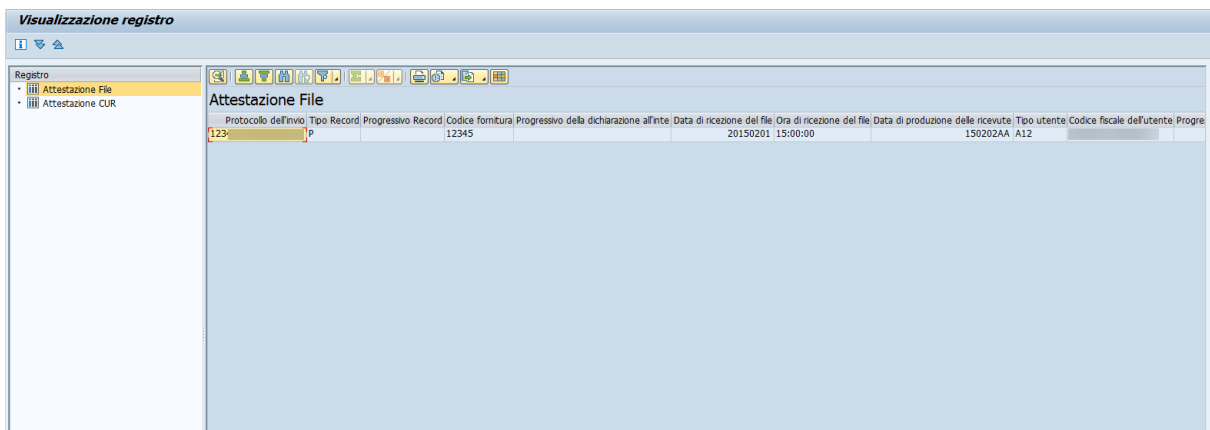
### i Note

IMPORTANT: The receipt file will be not saved in the system (differently from the CUR and CUP reports).

## 1.4 Registrazione Dati da File di Attestazione CU

### Statistica

At *Statistica* tab, the following data is displayed:



The screenshot shows the SAP 'Visualizzazione registro' interface. The left sidebar has 'Attestazione File' selected. The main table displays the following data:

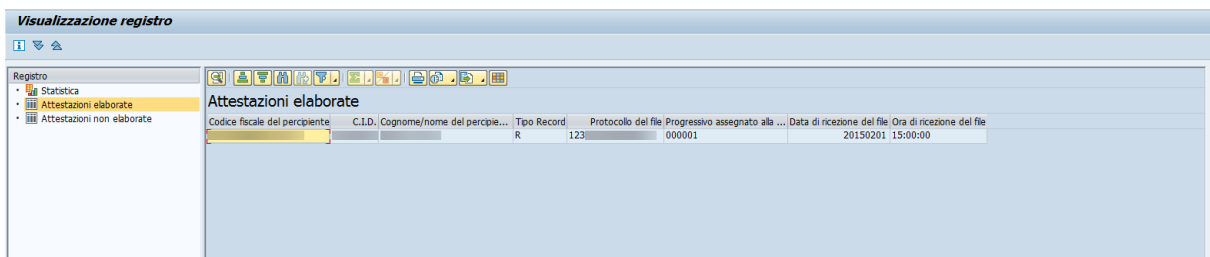
Protocollo dell'invio	Tipo Record	Progressivo Record	Codice fornitura	Progressivo della dichiarazione all'ente	Data di ricezione del file	Ora di ricezione del file	Data di produzione delle ricevute	Tipo utente	Codice fiscale dell'utente	Progre
123	P		12345		20150201	15:00:00		150202AA	A12	

There are two statistical data described:

- The *Attestazioni elaborate*: All the receipts accepted during the selection process (for further details, please, check chapter 6). In simple words, it is the total number of *Attestazione CUR* lines in the file that belongs to an employee processed (number of CUs in the file).
- The *Attestazioni non elaborate*: All the receipt not accepted during the selection process (for further details, please, check chapter 6). In simple words, it is the total number of *Attestazione CUR* lines in the file that does not belong to any employee processed.

### Attestazioni Elaborate

At *Attestazioni elaborate*, the following data are displayed:



The screenshot shows the SAP 'Visualizzazione registro' interface. The left sidebar has 'Attestazioni elaborate' selected. The main table displays the following data:

Codice fiscale del percipiente	C.I.D.	Cognome/nome del percipie...	Tipo Record	Protocollo del file	Progressivo assegnato alla ...	Data di ricezione del file	Ora di ricezione del file
			R	123	00001	20150201	15:00:00

In this tab, only the receipts accepted by the selection process are displayed.

There are eight columns:

- **Codice fiscale del percipiente**: It is the fiscal code of the employee or beneficiary;

- *C.I.D.*: It is the PERNR of the employee or beneficiary;
- *Cognome/nome del percipiente*: It is the surname and the name of the employee or beneficiary described inside the receipt file (field 32 from Attestazione CUR);
- *Tipo Record*: It is the record type described inside the receipt file (field 2 from Attestazione CUR);
- *Protocollo del file*: It is the protocol number assigned to the CUR file dispatched by the employer and described inside the receipt file (field 1 from Attestazione File);
- *Progressivo assegnato alla CU*: It is the progressivo (or protocol number) assigned to any of the CU sent with the CUR file and described inside the receipt file (field 5 from Attestazione CUR);
- *Data di ricezione del file*: It is the date of dispatching described inside the receipt file (field 6 from Attestazione File);
- *Ora di ricezione del file*: It is the hour of dispatching described inside the receipt file (field 7 from Attestazione File).

## Attestazioni non elaborate

At *Attestazioni non elaborate*, the following data are displayed:

Registro	Attestazioni elaborate	Codice fiscale del percipiente	C.I.D.	Cognome/nome del percipiente	Tipo Record	Protocollo del file	Progressivo assegnato alla CU	Data di ricezione del file	Ora di ricezione del file
		15			R	123	000001	20150201	15:00:00

In this tab, only the receipts accepted by the selection process are displayed. This tab has the same columns as the *Attestazioni elaborate* tab, except by the *C.I.D.* column.

## 1.5 Selection Process

When opening the receipt file, the CUA report performs a “match” process, which compares the receipts inside the file and the employees selected by the PNP framework, according to the selection screen:

Selezione	
C.I.D.	<input type="text"/>
Stato Occupazione	<input type="text"/>
Società	<input type="text"/>
Area del Personale	<input type="text"/>
Sottoarea Personale	<input type="text"/>
Area calc. retr.	<input type="text"/>
AreaPers/SottoAreaPers/CdC.	<input type="text"/>
Status/tipo dipendente	<input type="text"/>

1. CUA report looks for the CU cluster of the employee selected and accumulates all the fiscal code inside it (employee's fiscal code and heir's fiscal code).
2. Then, the report compares the fiscal codes inside the receipt file and the fiscal codes accumulated from the CU cluster of the employee selected. In this process, the receipts are selected and their data are inserted into the CU cluster (for further details, regarding the how it is saved into the cluster, please, check the 7 – Section 'R').
3. For beneficiaries in the receipt, after the report process all employees in the receipt file, the report compares all entries in the receipt file that was not matched with an employee and tries to match it with a beneficiary based on their fiscal code. If there is a match, the entry data from receipt file is inserted in the CU cluster.

## 1.6 Section R

To save the receipt data into the CU cluster, the new section 'R' was created. This section is only for receipt purposes. The customizing from T5ITUG and T5ITUD tables are delivered by SAP standard.

The fields saved into this section are described below:

Fields' Description

Field	Description
PROTOCFILE	It is the protocol number inside the receipt file (field 1 from Attestazione File).
PROTOCCU	It is the protocol number inside the receipt file for a declaration (field 5 from Attestazione CUR).
DATERECEIP	It is the date of dispatching inside the receipt file (field 6 from Attestazione File).
HOURRECEIP	It is the hour of dispatching inside the receipt file (field 7 from Attestazione File).
PROGCERTIF	It is the Progressivo certificazione inside the receipt file (field 33 from Attestazione CUR).

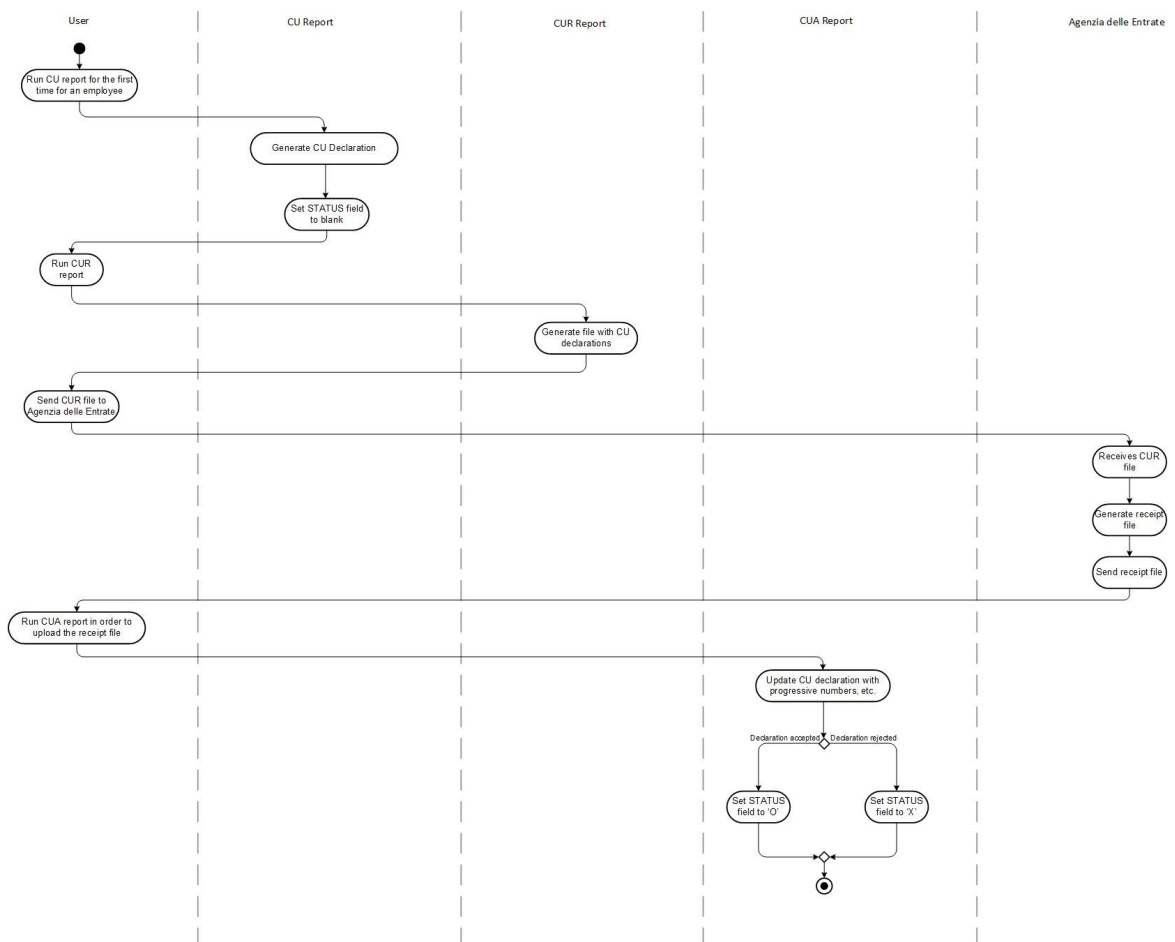


Field	Description
STATUS	<p>It is a code used to determine the current status of the declaration. The possible values are the following:</p> <ul style="list-style-type: none"> <li>• <b>Blank</b>: No declaration was sent yet;</li> <li>• <b>O</b>: Officially accepted. It means that the declaration was already sent to the government and also accepted;</li> <li>• <b>X</b>: Officially rejected. It means that the declaration was already sent to the government and rejected by them;</li> <li>• <b>A</b>: Officially annulled. This means that an annullment was sent to the government in order to cancel a previous declaration and it was accepted. In this case, there is no declaration in the government system.</li> </ul>
FLAG	<p>This field indicates if the declaration is a <i>Sostituzione</i> or <i>Annullamento</i>.</p>
RECTYPE	<p>It is the record type inside the receipt file (field 2 from Attestazione CUR).</p>

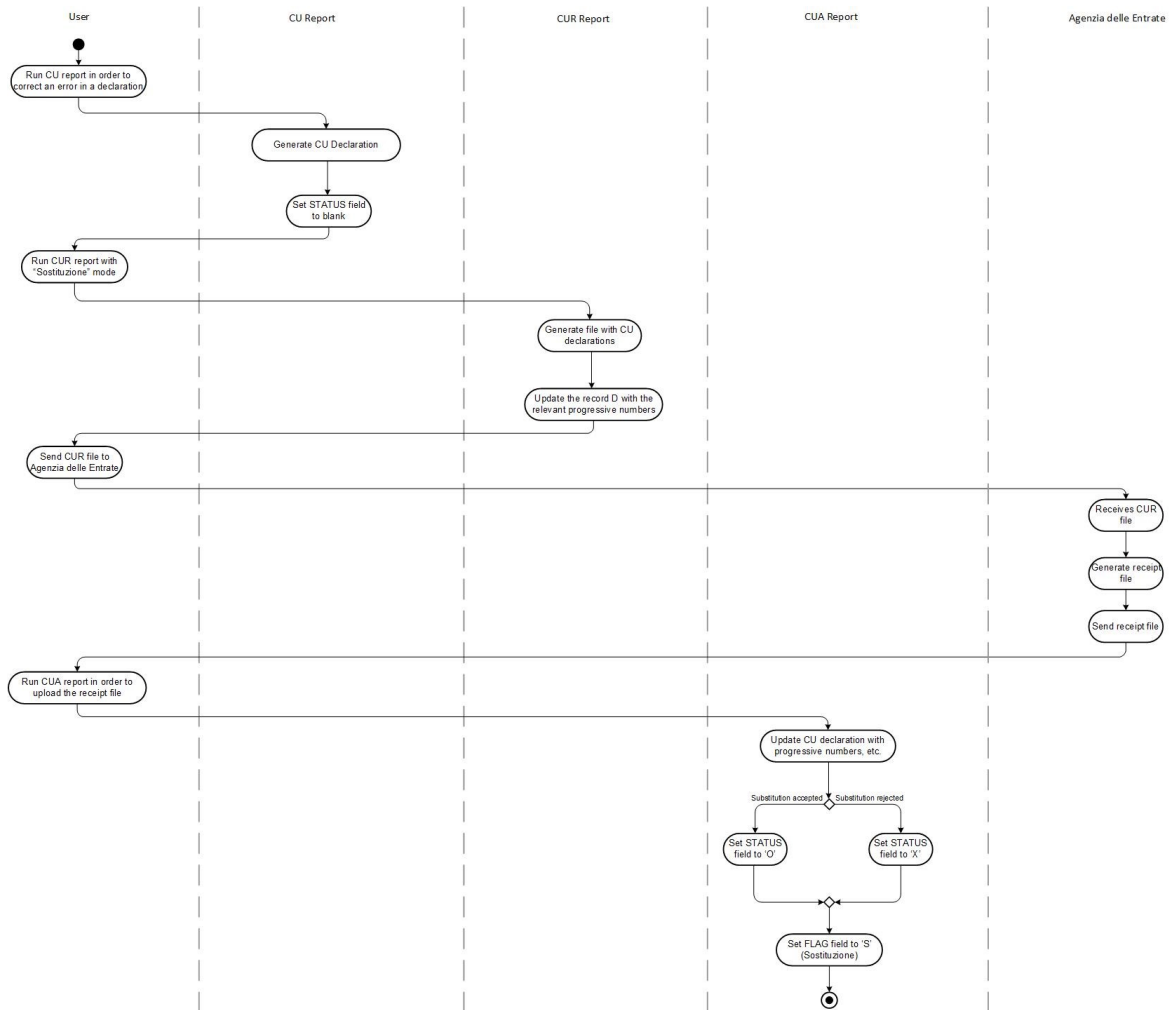
## 1.7 General Workflow

IMPORTANT: If the receipt file imported has Record Type equal 'R', the CU cluster of the employee will be consolidated (frozen).

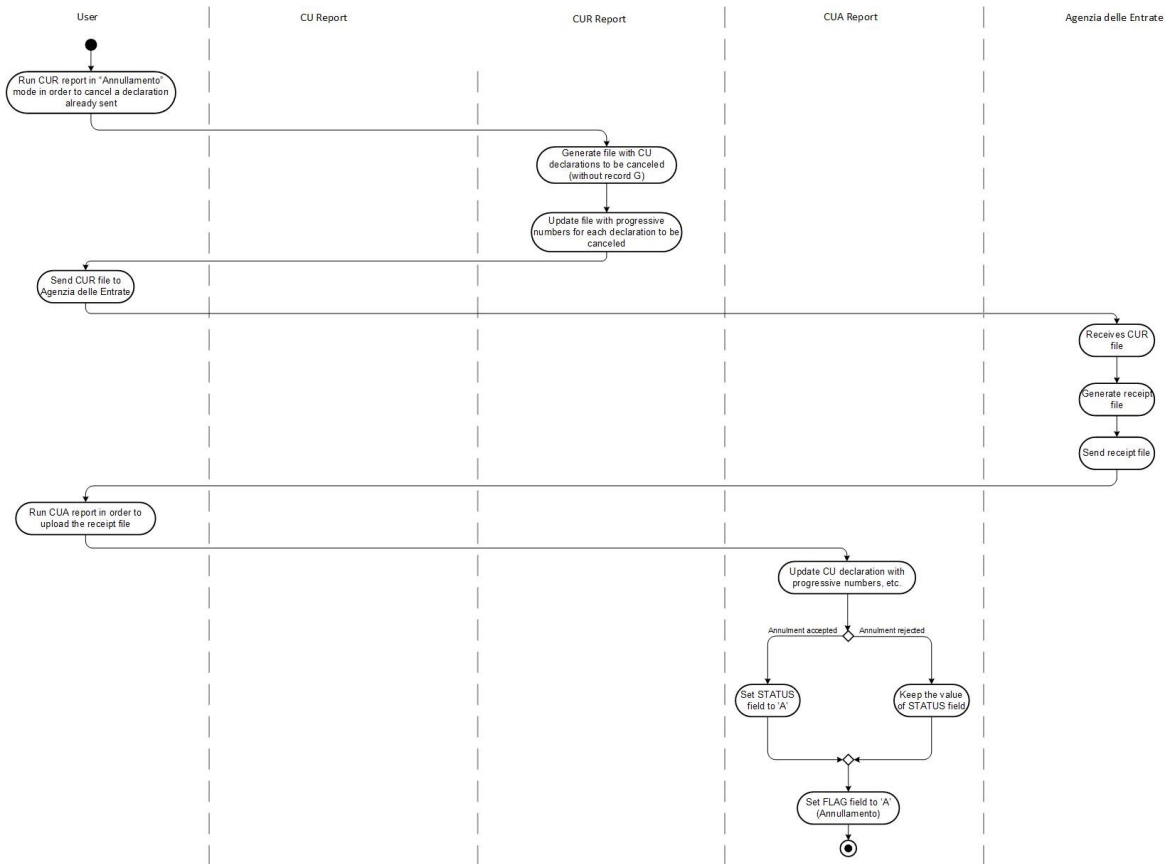
- Standard



• Sostituzione



- Annullamento



## 1.8 File Modello CUR Report

The File Modello CU (CUR) (RPC\_PAYIT\_CUR) report was changed in order to provide the possibility to choose between the following actions:

- **Prima esecuzione:** Generates a normal TemSe file, the information regarding the acceptance of this file and the CUs included in it, remains empty.
- **Sostituzione:** Generates a TemSe file with the information retrieved from the new section 'R' and indicating that this file has CU substitution. Also, in each CU declaration there will be the progressive number relevant.
- **Annullamento:** Generates a TemSe file without records G. The records D indicates a deletion.

## 1.9 Tool di Gestione dei Modelli CU Report

The Tool di gestione dei modelli CU (RPUCUDI0) report provides a better way to display the receipt data.

In the final log, six new columns were added:

**Tool di gestione dei modelli CU**

Stampare Sintetico PDF Ordinario PDF Risultati Consolidare Totali Elimina consolidamento Cancellare Risultati in orizzontale Scancare risultati in orizzontale

**Modelli CU calcolati**

Modello: 2018 Redditi: 2017

Id	C.I.D.	Nome completo	Codice Fiscale	Soc.	Div.	Sottoar.	StDIP	TpDIP	Cons.	CUD	Mod. i	Nome utente	Protocollo del file	Protocollo della CU	Status CU	Tipo record	Flag	Data di ricezione del file
15				IT01	IT01	0001	1	I3			28.12.2017							
15				IT01	IT01	0001	1	I3			28.12.2017							
15				IT01	IT01	0001	1	I3			28.12.2017							
15				IT01	IT01	0001	1	I3			28.12.2017							
15				IT01	IT01	0001	1	I3			28.12.2017							



- *Protocollo del file*: It is the protocol number (field 1 from Attestazione File);
- *Protocollo della CU*: It is the protocol number of the declaration (field 5 from Attestazione CUR);
- *Status CU*: It is the status of the declaration. For further information, please, see [Section R \[page 8\]](#) ;
- *Tipo record*: It is the record type (field 2 from Attestazione CUR);
- *Flag*: It is the type of file sent;
- *Data di ricezione del file*: It is the date of dispatching (field 6 from Attestazione File).

# Important Disclaimers and Legal Information

## Hyperlinks

Some links are classified by an icon and/or a mouseover text. These links provide additional information.

About the icons:

- Links with the icon : You are entering a Web site that is not hosted by SAP. By using such links, you agree (unless expressly stated otherwise in your agreements with SAP) to this:
  - The content of the linked-to site is not SAP documentation. You may not infer any product claims against SAP based on this information.
  - SAP does not agree or disagree with the content on the linked-to site, nor does SAP warrant the availability and correctness. SAP shall not be liable for any damages caused by the use of such content unless damages have been caused by SAP's gross negligence or willful misconduct.
- Links with the icon : You are leaving the documentation for that particular SAP product or service and are entering a SAP-hosted Web site. By using such links, you agree that (unless expressly stated otherwise in your agreements with SAP) you may not infer any product claims against SAP based on this information.

## Videos Hosted on External Platforms

Some videos may point to third-party video hosting platforms. SAP cannot guarantee the future availability of videos stored on these platforms. Furthermore, any advertisements or other content hosted on these platforms (for example, suggested videos or by navigating to other videos hosted on the same site), are not within the control or responsibility of SAP.

## Beta and Other Experimental Features

Experimental features are not part of the officially delivered scope that SAP guarantees for future releases. This means that experimental features may be changed by SAP at any time for any reason without notice. Experimental features are not for productive use. You may not demonstrate, test, examine, evaluate or otherwise use the experimental features in a live operating environment or with data that has not been sufficiently backed up.

The purpose of experimental features is to get feedback early on, allowing customers and partners to influence the future product accordingly. By providing your feedback (e.g. in the SAP Community), you accept that intellectual property rights of the contributions or derivative works shall remain the exclusive property of SAP.

## Example Code

Any software coding and/or code snippets are examples. They are not for productive use. The example code is only intended to better explain and visualize the syntax and phrasing rules. SAP does not warrant the correctness and completeness of the example code. SAP shall not be liable for errors or damages caused by the use of example code unless damages have been caused by SAP's gross negligence or willful misconduct.

## Gender-Related Language

We try not to use gender-specific word forms and formulations. As appropriate for context and readability, SAP may use masculine word forms to refer to all genders.



© 2021 SAP SE or an SAP affiliate company. All rights reserved.

No part of this publication may be reproduced or transmitted in any form or for any purpose without the express permission of SAP SE or an SAP affiliate company. The information contained herein may be changed without prior notice.

Some software products marketed by SAP SE and its distributors contain proprietary software components of other software vendors. National product specifications may vary.

These materials are provided by SAP SE or an SAP affiliate company for informational purposes only, without representation or warranty of any kind, and SAP or its affiliated companies shall not be liable for errors or omissions with respect to the materials. The only warranties for SAP or SAP affiliate company products and services are those that are set forth in the express warranty statements accompanying such products and services, if any. Nothing herein should be construed as constituting an additional warranty.

SAP and other SAP products and services mentioned herein as well as their respective logos are trademarks or registered trademarks of SAP SE (or an SAP affiliate company) in Germany and other countries. All other product and service names mentioned are the trademarks of their respective companies.

Please see <https://www.sap.com/about/legal/trademark.html> for additional trademark information and notices.