



SAP® Digital Supply Chain

Implement SAP Warehouse Insights

SAP Extended Warehouse Management Product Team, SAP
September 2021

PUBLIC

Agenda

- ❑ **Understand Basic Information**
- ❑ **Set Up Your BTP Subaccount and Subscribe to Warehouse Insights**
- ❑ **EWM Master Data Preparation**
- ❑ **Readiness of SAP EWM for Integration**
- ❑ **General Configuration Steps in SAP Warehouse Insights**
- ❑ **Feature Specific Configurations in SAP Warehouse Insights**

Understand Basic Information



EWM

- New installation or existing EWM?
- EWM release supported?

Resources and Resource types in the Warehouse

Warehouse Processes such as putaway, picking, replenishment, etc.

Set Up Your BTP Subaccount and Subscribe to Warehouse Insights



On BTP, create your subaccount

- Please pay attention to which data center you would like to choose

Configure Warehouse Insights Entitlements to your subaccount

Subscribe Warehouse Insights from your subaccount

Set up users and roles

- After it is done successfully, you'll be able to log on to your Warehouse Insights instance

Install and configure Cloud Connector

Create HTTP Destination in your subaccount

For details, please refer to “Onboarding of SAP Warehouse Insights” in the How-to guides

<https://wiki.scn.sap.com/wiki/display/SCM/SAP+Warehouse+Insights+How-To+Guides>

EWM Master Data Preparation



Please pay attention to below EWM data which sometimes is not ready in customer's EWM system

Warehouse Layout

- [Option a] Define coordinates for the storage bins on the bin master data in EWM
- [Option b] Define coordinates in Warehouse Insights after uploading storage bin master data
 - Support rack storage type, depends on aisle, stack and level attributes on bin master data

Travel Distance Network

- Mandatory for travel distance calculation used in optimization, warehouse operation overview
- Define it in EWM, then visualize and validate in SAP Warehouse Insights

For other required data, and format of the data, please refer to the “Upload Warehouse Data” chapter

<https://help.sap.com/viewer/28e81b7906c746f08d562e273a0f58d3/LATEST/en-US/2ea4a9ea372248f3b5a8bdc49474dab7.html>

Readiness of SAP EWM for Integration



SAP Warehouse Insights supports the integration to the following product types of Extended Warehouse Management (EWM):

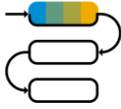
- SAP EWM (SAP EWM 9.4 and SAP EWM 9.5)
- EWM as part of SAP S/4HANA (SAP S/4HANA 1809 or higher) with the following deployment options:
 - Decentralized EWM based on SAP S/4HANA
 - EWM embedded in SAP S/4HANA

You may need to implement some SAP Notes to make EWM ready for integration, depending on your EWM version

For details, please refer to the “Connecting to SAP EWM” chapter

<https://help.sap.com/viewer/28e81b7906c746f08d562e273a0f58d3/LATEST/en-US/3ab5ee1c50b24484b8ab83cd989a6d7c.html>

General Configuration Steps in SAP Warehouse Insights



Below steps are to be done in the Fiori App “Configure Your Solution” in SAP Warehouse Insights

- Step 1. Create a warehouse
- Step 2. Set up the integration to EWM
- Step 3. Download EWM data and upload to Warehouse Insights
- Step 4. Build Travel Distance Network

After above steps, some apps will be usable, such as Fiori App “Warehouse Layout”, “Heatmap”, “Warehouse Operations Overview”

Feature Specific Configurations in SAP Warehouse Insights

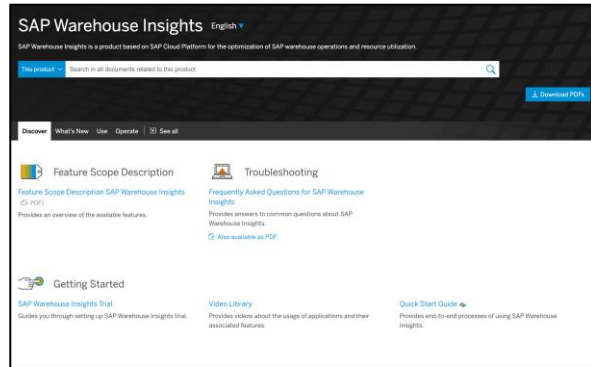


Please refer to the **SAP Note 2863221** for a quick start guide of below each process

- **Optimization simulation and live optimization**
- **Resource indoor positioning**
 - This feature requires integration to an IoT service
- **Heatmap**
- **Define bin coordinates**

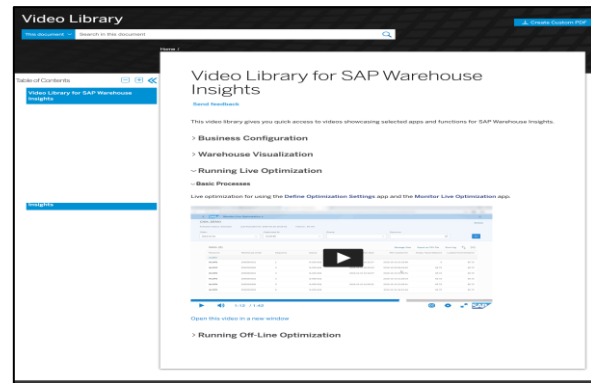
Appendix

Further Information



SAP Help Portal – SAP Warehouse Insights

https://help.sap.com/viewer/product/SAP_WAREHOUSE_INSIGHTS/LATEST/en-US?task=discover_task



SAP Warehouse Insights Video Library

<https://help.sap.com/viewer/7c3817eee5dc498db6dc6a4912418d18/LATEST/en-US>

Further Information

Admin Guide

- <https://help.sap.com/viewer/28e81b7906c746f08d562e273a0f58d3/LATEST/en-US>

Onboarding

- Onboarding guide

<https://help.sap.com/viewer/28e81b7906c746f08d562e273a0f58d3/LATEST/en-US/8d2a5cf028d7444fb43d00581b50b289.html>

- Onboarding of SAP Warehouse Insights

<https://wiki.scn.sap.com/wiki/download/attachments/547424808/Onboarding%20of%20SAP%20Warehouse%20Insights.pdf?api=v2>

- Onboarding of SAP Warehouse Insights Trial

<https://wiki.scn.sap.com/wiki/download/attachments/547424808/Onboarding%20of%20SAP%20Warehouse%20Insights%20Trial.pdf?api=v2>

User Management

- <https://help.sap.com/viewer/28e81b7906c746f08d562e273a0f58d3/LATEST/en-US/de27e40040aa407392dcd883259fd86c.html>

Further Information

Integration to EWM

- Connecting to SAP EWM
<https://help.sap.com/viewer/28e81b7906c746f08d562e273a0f58d3/LATEST/en-US/3ab5ee1c50b24484b8ab83cd989a6d7c.html>
- Configure SAP EWM for Notification of Resource Changes
<https://wiki.scn.sap.com/wiki/download/attachments/547424808/Configure%20SAP%20EWM%20for%20Notification%20of%20Resource%20Changes.pdf?api=v2>

Integration to an IoT service

<https://help.sap.com/viewer/28e81b7906c746f08d562e273a0f58d3/LATEST/en-US/a09195c9f1ec4562942f72cb22f3f6f5.html>

Data

- Data needed from EWM
<https://help.sap.com/viewer/28e81b7906c746f08d562e273a0f58d3/LATEST/en-US/2ea4a9ea372248f3b5a8bdc49474dab7.html>
- To download files from SAP EWM, implement the SAP Note [2722858](#)
- You can also use the sample data in the SAP Note [2925984](#)

Further Information

Quick Start Guide

- By referring to the steps in the SAP Note [2863221](#) , you can understand an end-to-end process of using SAP Warehouse Insights

FAQ

- <https://help.sap.com/viewer/6239c89eb2f04ed2b19f0907e1da6e1b/LATEST/en-US>

Thank You